

# **Sierra Vista Fire and Medical Services**

## **2020 Annual Report**



### **Mission Statement**

We the members of Sierra Vista Fire and Medical Services will passionately serve our community by being helpful and kind.

ALWAYS

### **Vision Statement**

We, the members of Sierra Vista Fire & Medical Services, will aggressively pursue new opportunities to enhance our services and exceed our community's expectations.

## **Sierra Vista Fire and Medical Services Values**

Sierra Vista Fire & Medical Services holds the following basic tenets close to the heart of our organization. We recognize them as crucial to successfully accomplishing our mission and vision:

### **We Value Safety**

We recognize that in order to protect our community, we must first protect ourselves. We will strive to exceed the most current safety standards, to ensure every member goes home.

### **We Value Trust**

We believe our actions should be reliable, dependable, and consistent. In order for this to occur, each member of Sierra Vista Fire & Medical Services must possess both character and competence. Character is who we are. Competence is what we do. This combination forms the foundation of trust necessary for each member of the organization to work together as a team in a safe and effective manner.

### **We Value Diversity**

We will seek out unique, highly capable employees, who will enable us to meet a wide range of community needs. We believe excellent people will provide excellent service.

### **We Value Compassion**

We realize when people call us for service, they are probably having one of their very worst days. We will treat our customers with compassion, and act as if their problem is, in fact, our very own.

It is my pleasure to share the Sierra Vista Fire and Medical Services (SVFMS) 2020 Annual Report with you. To say that 2020 was a challenging year is an understatement. COVID-19 brought significant challenges to SVFMS and we had no idea the impact it would have on operations... on families... on our community. These challenges required collaboration, critical thinking, and innovation to deliver emergency services. As a solution orientated department, members served daily while adhering to the rapidly changing safety guidelines. COVID significantly changed how we operate in emergency and non-emergency response. SVFMS personnel have found those changes to be beneficial and the members of SVFMS will continue to utilize these changes and all appropriate resources to sustain the highest level of service delivery to our community.

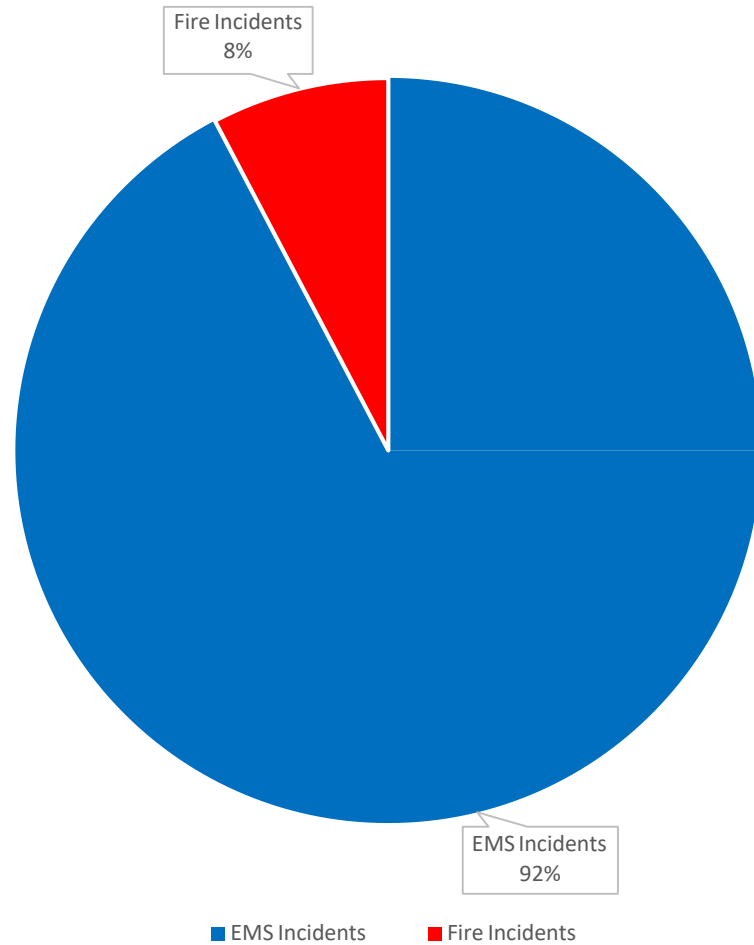
Despite COVID, SVFMS still assisted in development and implementation of Emergency Medical Dispatch (EMD), continues to develop and standardize standard operating procedures with our automatic (Fort Huachuca Fire and Fry Fire) and mutual aid partners (Whetstone Fire and Palominas Fire) in training and operations to ensure seamless responses to all incidents. Finally, with a dedicated, passionate and forward thinking city staff team, the City of Sierra Vista was 1 of 16 entities to receive the Defense Community Infrastructure Pilot Program (DCIP) grant. This grant will enable the city to construct an Emergency Medical Services Substation at the corner of 7<sup>th</sup> Street and Buffalo Soldier Trail. The substation will assist in reducing response times, provide quicker access to Fort Huachuca, the Buffalo Soldier corridor and provide better overall city coverage to our citizens. The substation will be completed in March of 2022.

Our commitment to serving our community is possible through the ongoing support we receive from the citizens of Sierra Vista, Mayor, City Council and City Management. This continues to be my highest honor to represent this Department, as the Sierra Vista Fire and Medical Services Fire Chief and I feel privileged to serve all who visit and live in this great city.

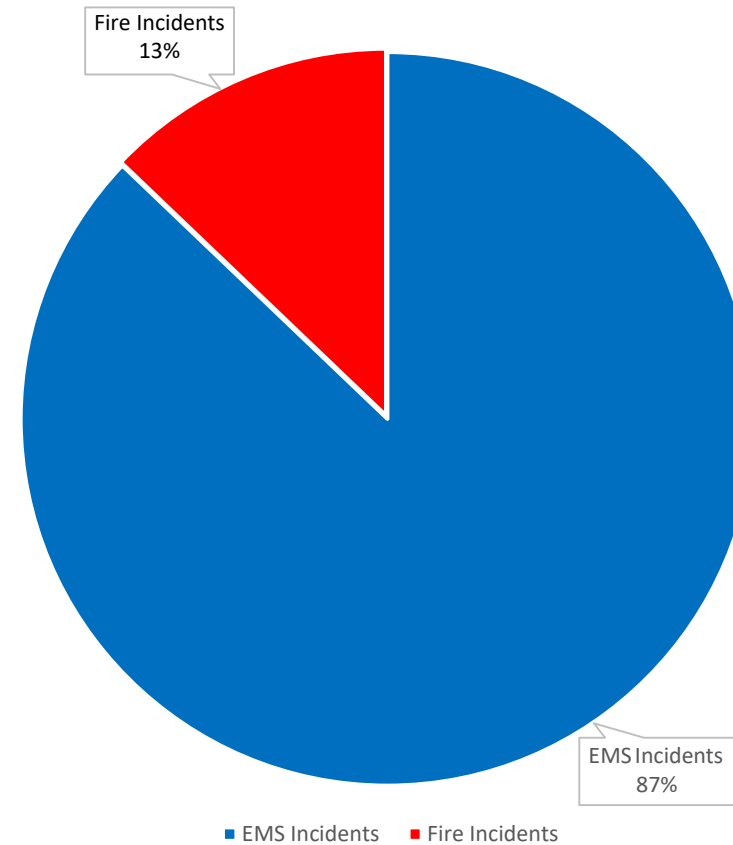
Brian Jones, Fire Chief

# Incident Data

2019 - 7719 Total City Incidents



2020 - 8125 Total City Incidents



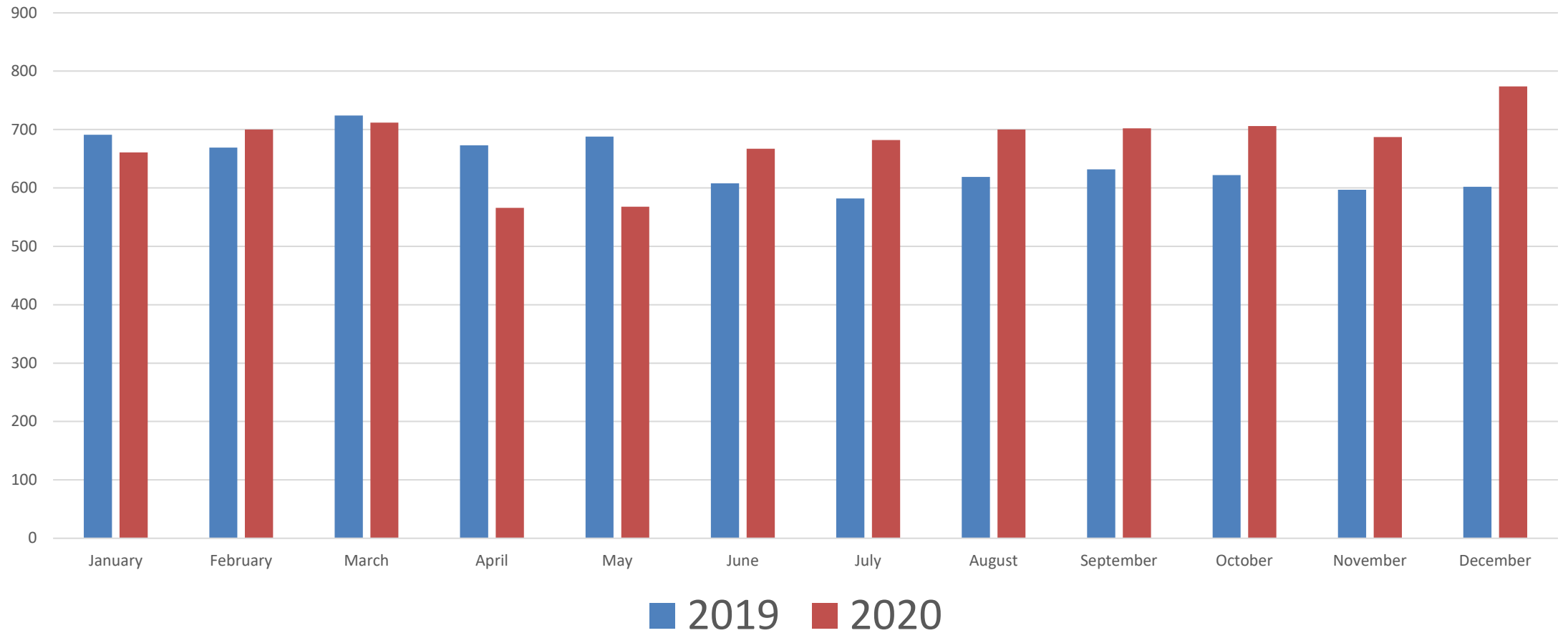
# Individual Unit Response

## RESPONSES

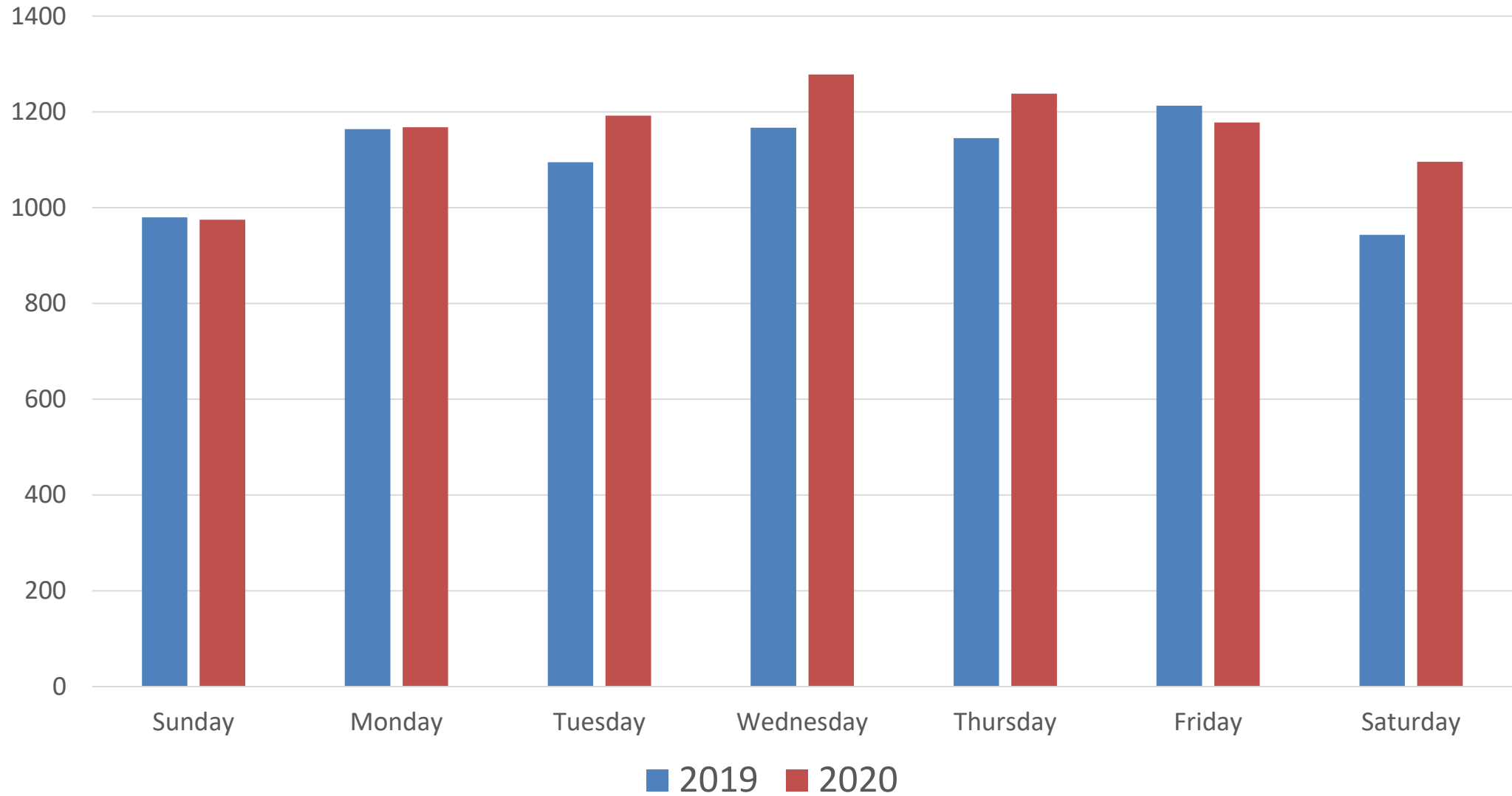
	2019	2020
• Engine 201	2,550	2160
• TK/TWR 202	1,604	1761
• Engine 203	1,427	1516
• Medic 201	2,763	2415
• Medic 202	2,148	2181
• Medic 203/204	542	492
• Medic 205	416	350
• Medic 206	19	8
• CARE1	315	185
• BN203	208	332
<b>Total Unit Responses</b>	<b>11,992</b>	<b>11,400</b>



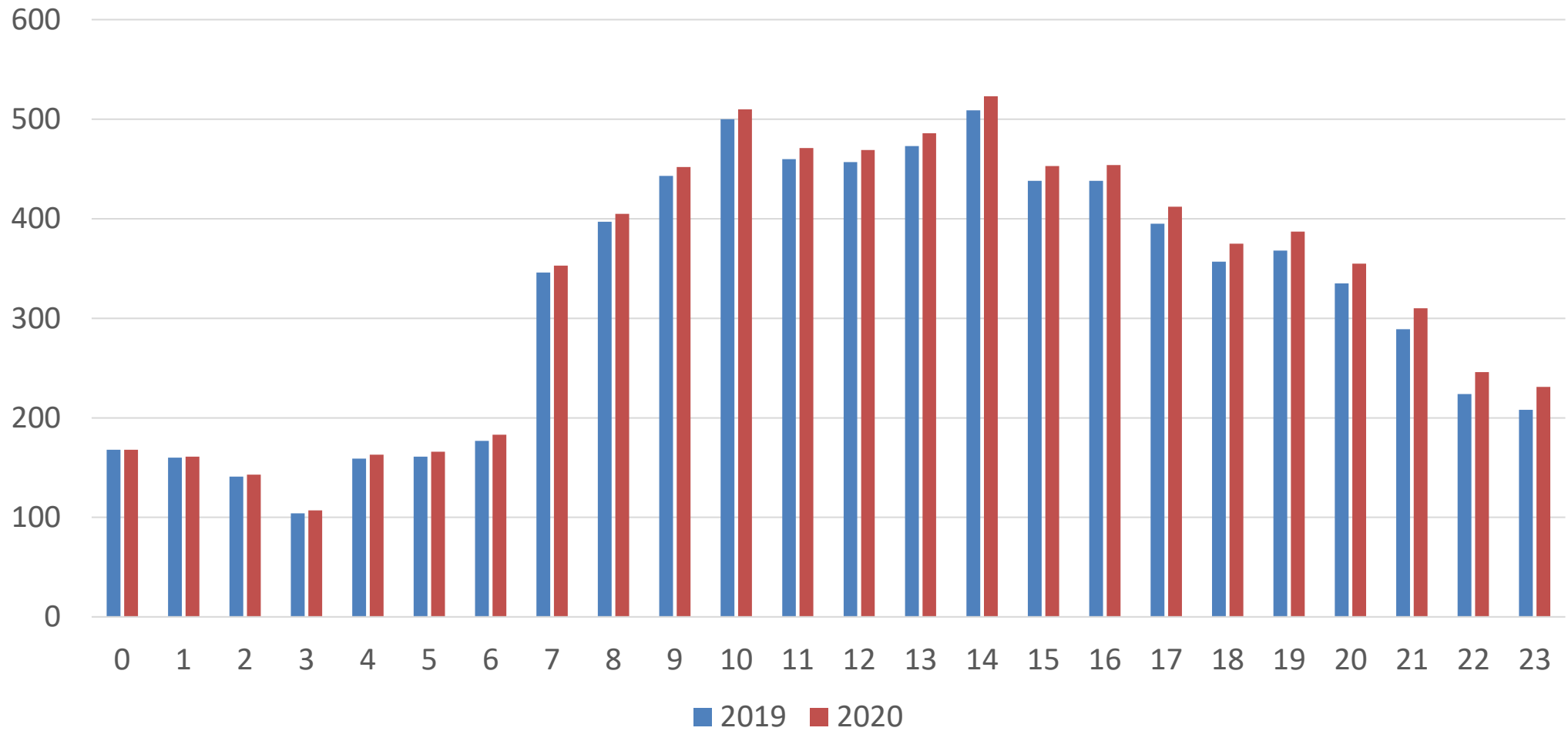
# Calls per Month



# Calls by Day



# Calls by Time of day



# Calls By Nature Code

Nature Codes	2019	2020
Abdominal Pain	136	172
Aircraft Emer	3	0
Alcohol Intoxication	59	40
Allergic Reaction	40	51
Altered LOC		22
Animal Bite - F	19	22
Assult - EMS	59	60
Back Pain	57	60
Behavioral Problem	100	68
Bicycle Accident	6	3
Bleeding Person	229	243
Breathing Problem		304
Cardiac Arrest	45	81
Chest Pain	535	542
Choking	20	13
Code 1 Transport	182	198
Diabetic Problem	115	98
Fainted		30
Fall Injury	761	764
Ft hua Backfill	25	27
Gun Shot	5	6

Nature Codes	2019	2020
Head Injury	108	12
Headache	14	28
Heat/Cold	16	19
Lift Assist	602	512
Medical Alarm	95	90
MVA	292	237
Ovderdose	64	93
Pain/Other	384	248
Possible Overdose	8	0
Possible 901 (Deceased)	43	42
Pregnancy	36	17
Seizure	41	217
Shortness of Breath	778	480
Sick Person	1166	1035
stab/gsw/pen	7	7
Stroke/TIA	23	142
Suicidal/PSY	77	82
Trama Inj		29
Unattended Death	3	1
Unconscious	403	415
Unknown Problem	25	45

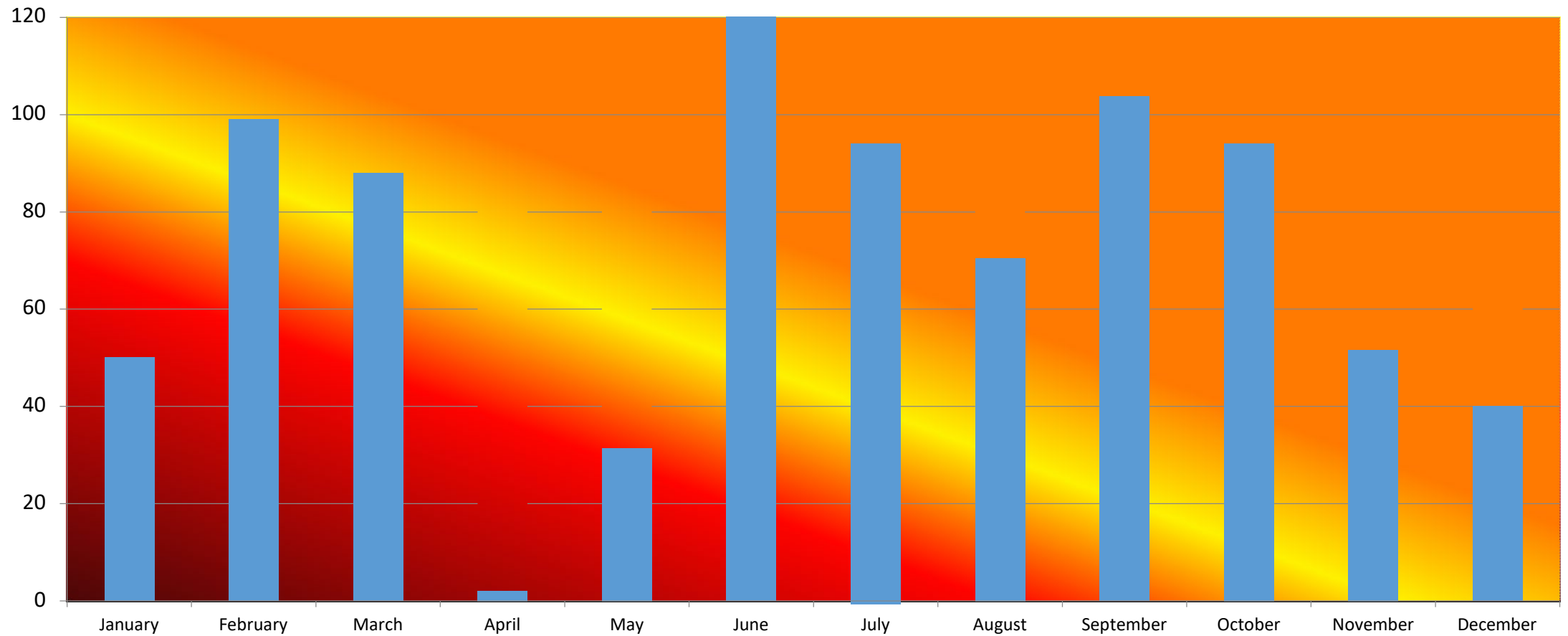
# 2020 Fire Incident Type

## Total 816

Fire Service Call Totals - 2020													
		Jan	Feb	March	April	May	June	July	Aug	Sept	Oct	Nov	Dec
Brush Threatening		0	0	4	4	4	3	4	0	2	7	2	4
Residential Fire		0	4	10	6	6	7	6	5	3	5	8	9
Commercial Fire		2	2	5	1	1	2	3	3	5	3	2	1
Dumpster		1	0	2	2	5	3	1	0	1	0	0	0
Electrical Fire		0	0	0	0	0	0	0	0	0	0	0	0
Still HazMat		11	15	7	5	8	7	7	7	0	0	0	0
Illegal Burn		3	5	3	2	4	7	2	2	5	0	0	0
Mutual Aid		1	0	1	0	0	0	1	0	2	0	0	0
Shed Fire		0	0	0	0	0	0	0	0	0	0	0	0
Smoke in Area		1	4	5	2	3	6	6	1	7	7	4	7
Vehicle Fire		0	2	0	0	2	1	4	4	1	0	0	1
Fire Alarm		16	19	33	17	21	23	16	14	18	21	33	29
Fire Assist – Smoke Detector, Carbon Monoxide		22	13	12	22	18	21	14	15	13	32	31	22
<b>TOTALS</b>		57	64	82	61	72	80	64	51	57	75	80	73

# 2020 Business Inspections

## 915 Total



# 2020 Fire & Life Safety Activities

# 2020 Fire and EMS Training Hours 12,127 Total

- Fire Training (Minimum Required)

Captains 2,232 hrs.

Engineers 2,232 hrs.

Firefighters 6,135 hrs.

Total **10,599 hrs.**

- EMS Training (Minimum Required)

Paramedics 1,132 hrs.

EMT's 396 hrs.

Total **1,528 hrs.**



# Public Education (CRR) Activity Data

	2019	2020
• Station Tours	36	0
• Blood Pressure Checks	78	0
• Bicycle Helmets	76	0
• Car Seat Check or installation	140	27
• CCR	582	0
• CPR Monthly classes (11 classes)	89	14
• Smoke Detector checks	90	21
• Fire Prevention Activities at the schools	2500	0

# Firefighters Christmas Drive

## 49<sup>th</sup> Year

- 291 Families
- 450 Kids



# Looking ahead to 2021

- Focus on employee development, health and wellness today and into retirement, includes succession planning
- Station 4 construction and operational response plan changes to prepare for opening of Station in March of 2022
- New Aerial Apparatus
- Ongoing research and data collection to ensure best possible use of resources